

DV 270.2 with Thermolabel Pots & Pan washer

Designed to wash pots of all types and sizes, kitchen equipment, gastro-norm containers, baking trays and other utensils which are difficult to clean. Also transportation containers from the catering industry, airline containers, kitchen equipment of all kinds in canteens, dining halls, hospitals and clinics.

Dynamic high-performance pumps, oscillating wash arms with uncompromising efficiency, rotating final rinse systems with additional lateral rinse arms, well-designed robust construction and sophisticated operating technology

The machine's enormous 650mm passing height allows everything to be accommodated under its hood - which is impossible with your normal dishwashers. The time which your expensive staff spends cleaning large utensils can now be used more productively.

Fully automatic programme sequence by the push of a button: Dishwashing comfort at the highest stage. Automatic closing and opening of the hood which offers best comfort and ergonomics - you never want to work without this!



Execution for: United Arab Emirates

Programme start button: right
Working height: 845 mm
Fresh water line: Soft warm water 0-3°dH
3-phase current: 3N PE 400V 50Hz

Technical data

Rack capacity/h (theoretical)	30 / 15 / 7 racks/h
Programme cycle time	180 / 240 / 480 s
Rack dimension	1310 x 690 mm
Entry height	650 mm
Dimensions (W x Hmin x D)	1490 x 1792 x 995 mm
Dimensions (W x Hmin x D)	1600 x 1792 x 1100 mm (with handles)

Electrical feeding cable	3-phase current 3N PE 400V 50Hz Total connected load: 31.8 kW max. rated current: 50.2 A
---------------------------------	--

Protection class of the machine	IP X5
--	-------

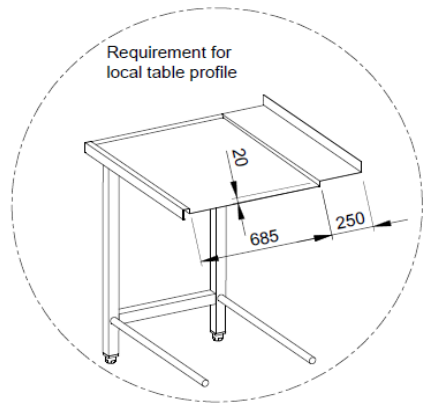
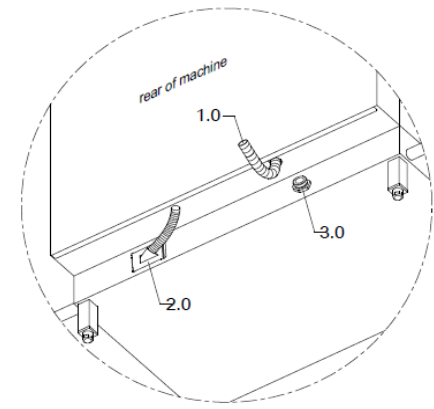
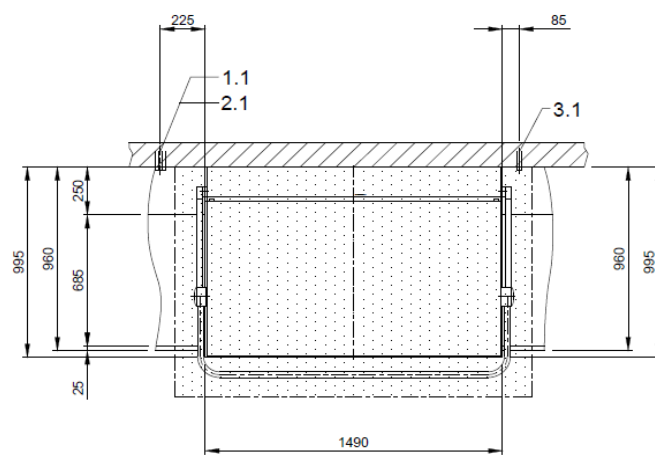
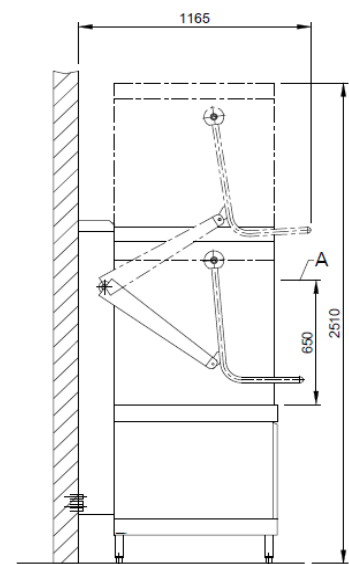
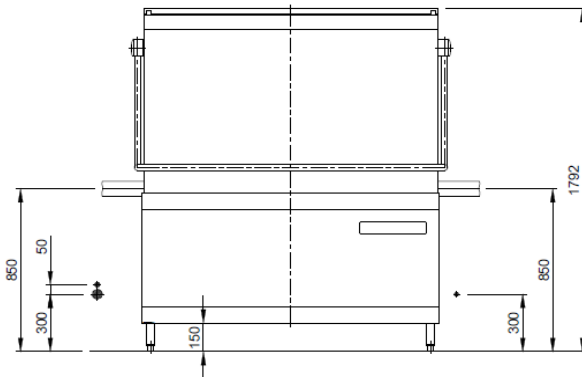
Equipment	MIKE 2 control Infrared interface for wireless communication Leakage detector Soft start Wash arm drive
------------------	---

	Boiler safety device Drain pump Automatic self-cleaning when tank is drained Aqua-Stop system Thermolanel
Fresh water line	Air gap 'AB' in accordance with EN 1717 with booster pump
Fresh water supply	Minimum flow pressure 60 kPa / 0.6 bar in front of solenoid valve Maximum pressure: 500 kPa / 5.0 bar Max. supply water temperature 60 °C
Flow rate	5 l/min
Final rinse water quantity	9 liters/cycle
Boiler	Contents: 18.0 l Heater: 12 kW Temperature: 83 °C
Wash tank	Filling: 100 l Heater: 15 kW Temperature: 74 °C
Wash pump	Performance: 2 x 2.20 Kw
Dosing of rinse aid	Hose pump (24 V) with time control and suction lance
Material	Cladding: 1.4301 Wash tank: 1.4301 Boiler: 1.4404
Heat emission	for 10 programme cycles/h total: 4.5 kW perceptible: 3 kW latent: 1.5 kW
Ventilation flow rate	1140 m ³ /h
Steam emission	2.2 kg/h
Emission sound pressure level at the workplace (LpA)	69.5 dB
Net weight	392 kg

Main Features:

- **Stainless steel wash and final rinse system** incl. ascending pipes
- **AktivPlus fine mesh filter system** ensures outstanding cleaning performance, thanks to the multi-filtered wash water.
- **Installation with connection kit**, (water, waste water and power) allows for fast and economic commissioning. With the integral drain pump, a waste discharge height of up to 700 mm is possible.
- **Sloping and tented ceiling**, prevents washing solution from dripping onto washed items.
- **Double-walled machine** with additional insulation
- **Smooth and easy to clean** inner walls free of otherwise inconvenient pipework.
- **Self-cleaning programme.**
- **Fully electronic control** system with touch sensitive keypad and infrared interface.
- **Deep drawn wash tank** with rounded contours.
- **Aqua-Stop System**, with base drip tray. Superb operating security due to the automatic water leakage detection control.
- **Booster pump** - to ensure a final rinse result independent of mains water pressure constant final rinse temperature and final rinse agent quantity.

1.0	machine connection: drain connection hose, DN 22 hose fitted as odour trap in interior of machine
1.1	drain (max. 700 mm above finished floor level), DN 50
2.0	Machine connection: fresh water supply, G 3/4"
2.1	Soft warm water 45-60°, DN 15, G 3/4 a max. 0,54 mmol/l CaCO ₃ (max. 3°dH) Flow rate: 5.0 l/min Minimum flow pressure: 60 kPa / 0.6 bar in front of solenoid valve Maximum pressure: 500 kPa / 5.0 bar stopcock and fine screen ≤ 25 µm
3.0	Machine connection: electrical connection cable 5G 16mm ²
3.1	electricity supply to the machine: 3N PE 400V ~ 50Hz nominal current / - capacity: 50.2 A / 31.8 kW ⚡ Voltage equalising cable The master switch must be provided on site
6.0	Heat load of warewash area The values apply for the following room conditions: Room temperature 22 °C, rel. humidity 55 % ☀ Recommended suction area according to German EN 16282 or any local regulations have to be observed to determine ventilation of wash areas The total heat load includes 6.1
6.1	Heat load of the machine in normal washing operation: for 10 programme cycles/h total 4.5 kW, perceptible 3.0 kW, latent 1.5 kW For the total space load, all other space loads must be considered. The space ventilation must be designed in accordance with EN 16282.
all cables, pipes etc leaving machine 1,8 m	
the position of the connection piping can also be mirror-inverted!	
Machine Equipment	
(A) Entry height	
Final rinse dosing unit with suction lance (blue connector)	
Thermolabel	
Feeding table on site	
Discharge table on site	



Requirement for local table profile

<p>MEIKO MIDDLE EAST FZE GoldDiamond Park, Building#6, office #206 P.O. Box 282365, U.A.E.-Dubai Phone +971 43 41 51 72 E-MAIL: wat@meiko.de</p> <p><small>This drawing may not be neither passed to third parties for their information or copied or used for competitive purposes without our consent. All rights reserved. We reserve the right to make changes resulting from technical progress. This drawing was computer generated and is not subject to the checking and any release process, it is also not subject to change management. Please note: This document is only valid in conjunction with the conditions defined in Supplementary Sheet "Important Information". These can be requested from the manufacturer or downloaded from the Partnernet.</small></p>	Revision			
	Reference	DISHWASHER STANDARD DRAWING / ARE	Type	DV270.2
	TYPE: UNIVERSAL		THERMOLABEL	
	Drawing-No.	S00090841	Order-No.	
Scale	1:25	drawn:	18.08.2020 m-iplan	
		checked:	18.08.2020 m-iplan	
	ARE	EN		